BREATHE DIFFERENT



Reports & Certificates

Airdog X3

Silicon Valley Air Expert Inc.

Professional Lab Tests and Certificates

Data from Professional Testing Institutions

SGS

Suppression Effect of Formaldehyde
>99.0%

SGS

Suppression Effect of TVOCs
>98.4%

SGS

Suppression Effect of PM2.5
>99.9%

SGS

Suppression Effect of Total Bacteria Counts
>99.9%

SGS

Ozone Emission:
0.0021PPM
(less than standard value 0.05PPM)

TÜV SÜD

Performance on
Clean Air Delivery Rate (CADR)
in terms of PM2.5 Removal
137 Cubic Feet/Minute (CFM) for X3

TÜV SÜD

Ozone Emission
<0.01 PPM,
Undetectable

Removal Rate of H3N2 Influenza Virus in 1h
99.99%

CMA 160008222171 ilac-MRA CNAS 中国认可 国际互认 检测 TESTING CNAS L0095

Remove ultrafine particles down to
14.6 nanometer

CMA 170009012246 ilac-MRA CNAS 中国认可 国际互认 检测 TESTING CNAS L0462

Cumulate Clean Mass in terms of Particle
>12000mg, P4 Level

Clean Air Delivery Rate in terms of Formaldehyde:
41.8 m³/h

CMA 170010110145 ilac-MRA CNAS 中国认可 国际互认 检测 TESTING CNAS L0793

Clean Air Delivery Rate (CADR) in terms of Ozone:
48.3 m³/h

INTERTEK ETL LISTED 5011468

ISO IS09001

ISO IS014001

CALIFORNIA AIR RESOURCES BOARD

Executive Order
No.G-20-207
The Clean Air Agency certified
this air purifier is ozone safe.

Catalogue

- Test Report(CADR, Cleaning Energy Efficiency, Noise)-Vkan Certification & Testing Co., Ltd.
- Test Report(Removal Rate of H3N2)-Guangdong Detection Center of Microbiology
- Test Report(Purification Efficiency of Particulate Matter down to 14.6nm)-National Center of Quality Supervision and Inspection and Testing for Air Conditioning Equipment
- Test Report(CADR in terms of Ozone)-National Center of Quality Supervision and Inspection and Testing for Air Conditioning Equipment
- Test Report(CCM in terms of Particle & CADR in terms of Formaldehyde)-CEPREI
- Test Report(Removal Rate of Formaldehyde, TVOCs, Bacteria, PM2.5, Ozone Emission)-SGS
- Test Rport(PM2.5 CADR, Ozone Emission Level)-TUV
- ETL-Intertek
- CARB Certification(Ozone Emission)-State of California AIR RESOURCES BOARD
- Test Report(Ozone Emission)-Intertek
- ISO-9001
- ISO14001

160008222171

中国认可
国际互认
检测
TESTING
CNAS L0095

No.：WTS2021-11187

TEST REPORT

NAME OF SAMPLE Air Purifier

CLIENT BeiAng Air Tech Ltd.

CLASSIFICATION OF T ST Commission Test

Vkan Certification & Testing Co., Ltd.

TEST REPORT

№：WTS2021-11187

Name of product: Air Purifier	Trade mark: —
Type/Model: KJ200F-X3	Sample status: —
Commissioned by: BeiAng Air Tech Ltd.	Manufacturer: BeiAng Air Tech Ltd.
Commissioner address: No.175, Songbei Road, SIP, Suzhou City, Jiangsu Province, China	Manufacturer Address: No.175, Songbei Road, SIP, Suzhou City, Jiangsu Province, China
Production Unit: —	Sampling base: —
Production Unit Address: —	Sampled by: —
Quantity of sample: 1	Sampling at(place): —
Sample identification:1-1	Means of sampling: —
Means of receiving:Submitted by the client	Sampling date: —
Classification of test:Commission Test	Test Item: —
Receiving date: 2021-06-04	Completing date: 2021-06-11
Tested according to: GB/T 18801-2015《Air cleaner》	

Test conclusion:

According to the requirements of the client ,according to standard GB/T 18801-2015 the Standby power、Solid particulate clean air delivery rate(CADR)、Formaldehyde clean air delivery rate(CADR)、Solid particulate cleaning energy efficiency、Formaldehyde cleaning energy efficiency and Noise is tested on the sample.

Please refer the test data to the table below.

Seal of CVC

Date of issue:2021.6.11

Approved by：Yang Xianfei Reviewed by: Xu Laichun Tested by：Lin Bin

Description and illustration of the sample: —
Description of the sampling procedure: —
Description of the deviation from the standard, if any: —
Remarks: —

Sample photo



Product specifications

Model	KJ200F-X3	Ozone	<=10ppb
Usable area	20m²	Noise	<=58dB(A)
CADR particulate	200m³/h	Rated power	24W
CADR formaldehyde	40m³/h	Rated voltage	100-240V~
Energy efficiency (particulate)	High efficiency	Rated voltage	50/60Hz
Weight	5kg	Dimensions (m)	0.52H*0.26L*0.26W
Executive standard: GB/T 18801-2015			

GB/T 18801-2015			
Clause	Test items and test requirements	Test results	Verdict
5	Technical Requirements		
5.2	The standby power should not larger than 2.0W	See attached table	P
5.3	The experimental CADR of the solid particulate and gas contaminant should not less than the 90% times the nominal value of the air cleaner	See attached table	P
5.5	Cleaning energy efficiency		
5.5.1	The experimental Cleaning energy efficiency of the solid particulate and gas contaminant should not less than the 90% times the nominal value of the air cleaner	See attached table	P
5.5.2	The Cleaning energy efficiency of the target contaminant should at least be the certified grade according to table 1 and table 2.	See attached table	P
5.6	Noise		
5.6.1	The noise value corresponding to the measured value of the CADR when the cleaner is working shall be in accordance with the provisions of Table 3	See attached table	P
5.6.2	The permissible difference between the measured value and the nominal value of the noise generated by the cleaner shall be less than +3dB	See attached table	P

Table 1 Test results table

Clause	Test items		Unit	experimental	Nominal value	limited value	Verdict
5.2	Standby Power		W	1.3	—	≤2.0	P
5.3	Clean air delivery rate (CADR)	solid particulate	m^3/h	224.8	200	≥90% times nominal value	P
		formaldehyde		60.1	40		P
5.5	Cleaning energy efficiency η	solid particulate	$m^3/(h.W)$	9.65	High efficiency class	≥90% times nominal value	P
		formaldehyde		2.49	—	≥90% times nominal value	N

Clause	Test items	Unit	experimental	Nominal value	limited value		Verdict
5.6	Noise	dB(A)	57.7	≤58	CADR max ≤150	≤55	/
					150< CADR max ≤300	≤61	P
					300< CADR max ≤450	≤66	/
					CADR max >450	≤70	/
					allowance should not greater than +3dB(A)		N

Table 2-1 Solid particulate clean air delivery rate(CADR)

Serial number	Natural attenuation		Total attenuation		curve
	Point of time/ min	concentration/ (个/L)	Point of time/ min	concentration/ (个/L)	
1	0	13254219	0	8519926	Natural attenuation curve 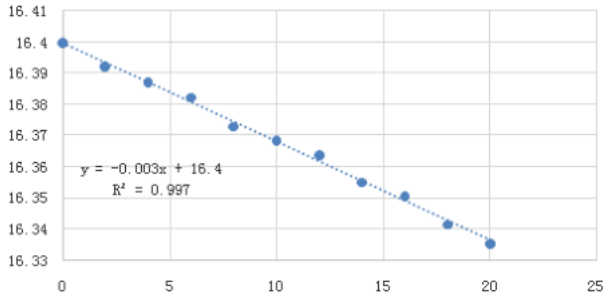 Total attenuation curve 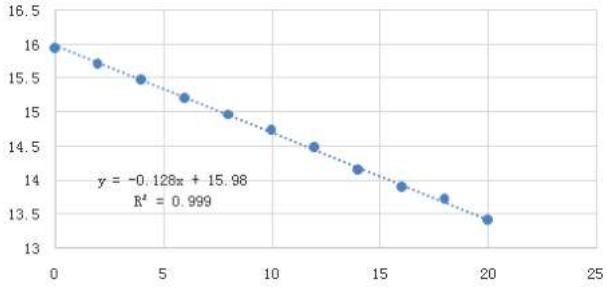
2	2	13153791	2	6750204	
3	4	13084955	4	5327419	
4	6	13022200	6	4053711	
5	8	12902263	8	3162638	
6	10	12845330	10	2517013	
7	12	12785336	12	1949026	
8	14	12673826	14	1397276	
9	16	12616621	16	1083430	
10	18	12504228	18	909027	
11	20	12426469	20	664106	
Attenuation coefficient/min^{-1}	0.003171		0.128050		
R^2	0.997		0.999		

	Nominal value	Measured value
CADR/(m³/h)	200	224.8
input power/W	24	23.3
Cleaning energy efficiency/m³/(W·h)	High efficiency class	9.65/ High efficiency class

Test description：

1. Test gear：Max gear
2. Test chamber：30m^3
3. Cleaning energy efficiency：

Purification efficiency level	Cleaning energy efficiency $\eta_{颗粒物}$/(m³/(W·h))
High efficiency class	η≥5.00
Qualified grade	2.00≤η≤5.00

Table 2-2 Formaldehyde clean air delivery rate(CADR)

Serial number	Natural attenuation		Total attenuation		curve
	Point of time/ min	concentration /(mg/m³)	Point of time/ min	concentration /(mg/m³)	
1	0	1.022	0	0.988	
2	5	1.014	5	0.846	
3	10	1.012	10	0.693	
4	15	1.001	15	0.624	
5	20	0.999	20	0.519	
6	25	0.991	25	0.446	
7	30	0.980	30	0.375	
8	35	0.979	40	0.265	
9	40	0.971	50	0.172	
10	45	0.964	60	0.124	
11	50	0.958	—	—	
12	55	0.954	—	—	
13	60	0.947	—	—	
Attenuation coefficient/min^{-1}	0.001279		0.034681		
R^2	0.994		0.997		

Natural attenuation curve

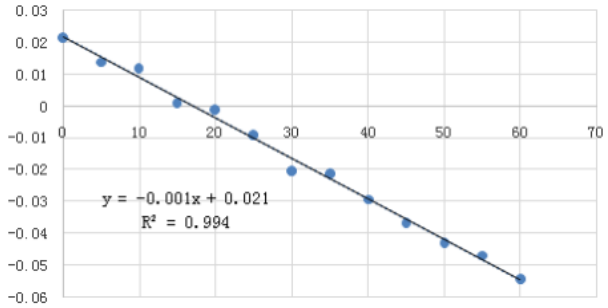

Total attenuation curve

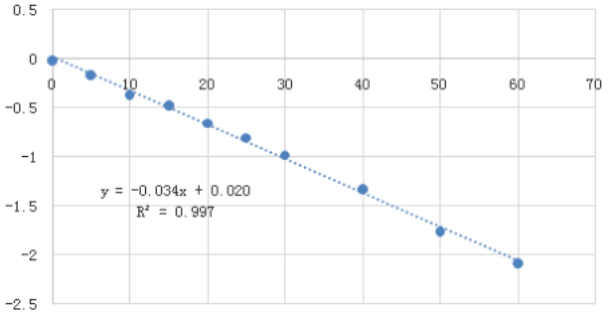

	Nominal value	Measured value
CADR/(m³/h)	40	60.1
input power/W	24	24.1
Cleaning energy efficiency/m³/(W·h)	--/--	2.49/ High efficiency class

Test description：

1. Test gear：Max gear
2. Test chamber：30m^3
3. Cleaning energy efficiency：

Purification efficiency level	Cleaning energy efficiency $\eta_{甲醛}$/(m³/(W·h))
High efficiency class	η≥1.00
Qualified grade	0.50≤η＜1.00

Table 3 Noise Test

<table>
<tr><td rowspan="4">Point method</td><td colspan="2">Type of Utensil</td><td>Envelope surface</td><td>Number of points</td><td>This use (√)</td></tr>
<tr><td rowspan="2">Floor Standing / table standing</td><td>The length of each side shall not exceed 0.7m</td><td>Hemispherical surface</td><td>Ten</td><td>√</td></tr>
<tr><td>Either side grows larger than the other 0.7m</td><td>Rectangular hexahedron</td><td>Nine</td><td></td></tr>
<tr><td colspan="2">Wall mounted type</td><td>Rectangular hexahedron</td><td>Six</td><td></td></tr>
<tr><td rowspan="4">Test description</td><td colspan="3">Test voltage: 220 V</td><td colspan="2">Test frequency: 50 Hz</td></tr>
<tr><td colspan="3">Ambient temperature: 57.4 %</td><td colspan="2">Atmospheric pressure: 101.26 kPa</td></tr>
<tr><td colspan="3">Ambient humidity: 22.9 ℃</td><td colspan="2">Background noise level: 16.6 dB(A)</td></tr>
<tr><td colspan="3">Working condition: Max gear</td><td colspan="2">Check run time: 30min</td></tr>
<tr><td>Test results</td><td colspan="5">Lp= 46.2 dB(A)
$L_w=l_p+10\lg(\frac{S}{S_0})$= 57.7 dB(A)</td></tr>
</table>

Important

1.The test report is invalid without the official stamp of CVC;

2.Any photocopies or part photocopies of the test report are forbidden without the written permission from CVC;

3.The test report is invalid without the signatures of Approval and Reviewer;

4.The test report is invalid if altered;

5.Objections to the test report must be submitted to CVC within 15 days;

6.Generally, commission test is responsible for the tested samples only;

7. “P” means “pass” , “F” means “fail”, “N” or “—” means “not applicable” and “／ ”means “not test”.

报告中未加 CMA 标志时，检测数据和结果仅供科研、教学或内部质量控制之用。

地　　址：中国　广州市科学城开泰大道天泰一路 3 号
Address: No.3, Tiantaiyi Road, Kaitai Avenue, Science City, Guangzhou, China
电　　话(Tel)：020 32293888
传　　真(Fax)：020 32293889
邮政编码(Post Code)：510663
E-mail：office@cvc.org.cn
http://www.cvc.org.cn

广微测
Gmicro Testing

GUANGDONG DETECTION CENTER OF MICROBIOLOGY

REPORT FOR ANALYSIS

Report №.	2019FM17032R01E
Name of Sample	Aridog Air purifier
Applicant	Silicon Valley Air Expert Inc.
Test Type	Entrustment Test

广东省微生物分析检测中心 检验检测专用章

Address: Building 66, No.100 Central Xian Lie Road, Guangzhou, China
Postcode: 510070
Tel: +86 20 87137666
Fax : +86 20 87137668
Website : www.gddcm.com

广微测
Gmicro Testing

GUANGDONG DETECTION CENTER OF MICROBIOLOGY

REPORT FOR ANALYSIS

Report №.:2019FM17032R01E Verification Code：26351409

Name of Sample	Aridog Air purifier	Test Type	Entrustment Test
Applicant	Silicon Valley Air Expert Inc.	Address	2051 Junction Ave #212, San Jose, CA 95131
Sample Source	Submitted for Testing by the Applicant	Sample Quantity	One Sample Submitted
Spec and Lot № of Sample	KJ200F-X3	State and Characteristic	Machine
Sample Received Date	2019-11-26	Test Completion Date	2019-12-10
Test Standard and Method	Refer to Technical Standard for Disinfection (2002 Ministry of Health P.R.China)-2.1.3		
Item Tested	Identification test of air virus elimination effect		
Test Conclusion	The test data of the sample(s) is attached to the page(s) of this report. Issue Date：2019-12-18 (Official Seal)		
Remarks			

Editor: Qiuwanchun **Verifier:** **Approver:**

GUANGDONG DETECTION CENTER OF MICROBIOLOGY

ANALYSIS AND TEST RESULT

Report №.: 2019FM17032R01E

Action Time	Virus and host cell	Group	Air virus content ($TCID_{50}/m^3$)	Removal rate (%)
1h	H3N2 Influenza virus FM4.01 Host cell: MDCK	Before test	1.68×10^6	>99.99
		After test	<84.3	

Note: The natural decay of the microorganisms in the air has been eliminated.

(Blank below)

Remarks	The machine was placed in a $10m^3$ test cabinet to open L4 gear (speed gear)to test.

Report №.：2019FM17032R01E

Notice Items

1. The Test report is invalid if not affixed with Authorized Stamp of Test and Paging Seal.
2. The Test report is invalid without signature of verifier and approver.
3. The Test report is invalid if being supplemented, deleted or altered.
4. Without prior written permission, the report cannot be reproduced, except in full.
5. Unless otherwise stated, the results shown in this test report refer only to the sample(s) submitted.
6. Any dispute of the report must be raised to the testing body within 15 days after the report is received, exceeding which the dispute will not be accepted。
7. For the tested sample(s) submitted by the applicant, the sample information in the test report is provided by the applicant and the laboratory is not responsible for its authenticity.
8. This test report is for reference only to the applicant and does not have a proof of effect for others.

检 验 报 告

TEST REPORT

NCSA-2019A-0076

产品名称 空气净化器
Name of Product air purifier

委托单位
Client [redacted]

生产单位 苏州贝昂科技有限公司
Manufacturer Beiang Air Tech Ltd.

检验类别 委托检验
Test Category Entrusted Test

国 家 空 调 设 备 质 量 监 督 检 验 中 心

National Center of Quality Supervision and Inspection and Testing for Air Conditioning Equipment

国家空调设备质量监督检验中心

National Center of Quality Supervision and Inspection and Testing for Air Conditioning Equipment

样品编号 Sample No.	2019A-0076		
产品名称 Name of Product	空气净化器 air purifier	规格型号 Specification Model	KJ200F-X3(equivalent)
		商　标 Trademark	
委托单位 Client		出厂编号 Production No.	/
		生产日期 Date of Manufacture	/
生产单位 Manufacturer	苏州贝昂科技有限公司 Beiang Air Tech Ltd.	送样数量 Sample Quantity	1 台 One
		送样日期 Submission Date	2019-11-25
检验类别 Test Category	委托检验 Entrusted Test	检验日期 Test Date	2019-12-2
委托单位地址 Client Address			
检验依据 Test Standard	检测方案 BEET-FA-46 Test Scheme BEET-FA-46		
判定依据 Criterion	/		
检验地点 Tested Address	北京市通州区葛渠富壁路 Fubi Road,Gequ,Tongzhou District, Beijing, China		
检验用 仪器、装置 Test Instruments and Devices	T-H70 钢卷尺；T-H61 激光粒子计数器；T-IAQ01 30m^3 环境测试舱；T-H44 静电分级器；H24 凝结核粒子计数器 T-H70 Steel Tape; T-H61OPC; T-IAQ01 30 m^3 Environmental Test Chamber; T-H44 Electrostatic Classifiers; H24 CPC		
检验项目 Tested Item	颗粒物净化效率 Particulate Matter Fractional Efficiency		
检验结论 Conclusion	检验结果见第 5~7 页。 Refer to page 5~7 for the detailed test results. 检验鉴定章 Seal of the Testing Institute 签发日期：2020年 1 月 3 日 Issue Date: Year Month Day		

批　准：　　审　核：　　主　检：
Approval　　Verification　　Chief tester

1、检测依据

Test Standard

参照 GB/T 18801-2015《空气净化器》

Refer To GB/T 18801-2015<Air Cleaner>

2、颗粒物净化效率检测方案

Test Scheme for Fractional Efficiency of Particulate Matter

2.1 自衰减率测试

Natural decay efficiency test

1）将待检样品放置于 30m³环境测试舱内，把样品调节至额定工作状态，检验运转正常后，关闭样品；

Place the sample in the 30m^3 environmental test chamber. Adjust the sample to the rated working state, and then switch off the sample when it works normally;

2）开启空调净化系统，净化测试舱内空气，使粒径在 0.3μm 以上的颗粒物背景浓度小于 1000 个/L，同时启动温湿度控制装置，使舱内温度达到（25±2）℃，相对湿度达到（50±10）%；

Turn on the air conditioning and purification systems. Purify the air in the 30m^3 environmental test chamber until the background concentration of particles with particle size above 0.3μm is less than 1000P/L. Meanwhile, make sure that the temperature remains (25±2) °C, and the relative humidity remains (50±10)%;

3）待颗粒物背景浓度降低到合适的水平，记录颗粒物背景浓度，关闭空调净化系统，启动搅拌风扇和循环风扇。利用香烟发生器发生标准香烟烟雾，待总浓度（粒径范围为 14.6nm~615.3nm）达到（2×10^7~2×10^8）个/L 时，关闭香烟发生器，搅拌风扇再搅拌 10min，颗粒物混合均匀后关闭搅拌风扇，试验过程中，循环风扇一直保持开启状态；

When the background concentration of particles drops to a proper level, record the background concentration of the particles, and turn off the air conditioning and purification systems, and then turn on the stirring fan and the circulating fan. Generate standard cigarette smoke via a cigarette smoke generator. When the total concentration of particles (particle size ranges from 14.6 nm to 615.3 nm) reaches (2×10^7 to 2×10^8) P/L, shut down the cigarette smoke generator. Stirring fan operates for another 10 minutes to make sure the particulate matter mixes evenly. During the test, the circulating fan is always on;

4）待搅拌风扇停止运动后，用凝结核粒子计数器测定颗粒物粒径（14.6nm、51.4nm 和 101.8nm）的初始浓度 c_0；

Test the initial concentration (c_0) of the particle size (14.6nm, 51.4nm and 101.8nm) by CPC after the stirring fan stops.

5）试验舱内的初始浓度测定后，每2min测定并记录一次14.6nm、51.4nm和101.8nm粒径下的颗粒物浓度，连续测定120min；

Recorded concentration of particle size (14.6nm, 51.4nm and 101.8nm) every 2 minutes for 120 minutes;

6）记录试验时试验舱内的温度和相对湿度；

Record the temperature and relative humidity in the environmental test chamber;

7）依据测试结果，求得颗粒物（14.6nm、51.4nm和101.8nm）自衰减率；

According to the test results, calculate the natural decay efficiency of particulate matter (14.6nm, 51.4nm and 101.8nm);

8）自衰减率计算公式：

Calculation formula of natural decay efficiency:

$$\eta = \frac{c_0 - c_t}{c_o}$$

式中，

In the formula,

η ——颗粒物自衰减率，%；

Natural attenuation efficiency of particulate matter, %;

c_0——t=0时，室内未开启样品时，颗粒物初始浓度，个/L；

The initial concentration of required particle size at the very beginning, P /L;

c_t ——在时间为t，室内未开启样品时，颗粒物浓度，个/L。

The concentration of required particle size at time t, P /L.

2.2 颗粒物净化效率测试

Particulate matter fractional efficiency

1）按照1.1中1）-3）步骤进行；

Follow steps 1) -3) in section 1.1;

2）待浓度稳定后，用凝结核粒子计数器测定颗粒物粒径（14.6nm、51.4nm和101.8nm）的初始浓度c'_0，开启样品至额定状态，并记录该样机的输入功率P；

Test the initial concentration (c'_0) of the particle size (14.6nm, 51.4nm and 101.8nm) by CPC when the concentration of particles is stable. Adjust the sample to the rated working state and record the input power P;

3）试验舱内的初始浓度测定后，每2min测定并记录一次14.6nm、51.4nm和101.8nm 粒径下的颗粒物浓度，连续测定120min；

Recorded concentration of particle size (14.6nm, 51.4nm and 101.8nm) every 2 minutes for 120 minutes;

4）关闭样品，并记录试验时试验舱内的温度和相对湿度；

Switch off the sample. Record the temperature and relative humidity in the environmental test chamber;

5）依据测试结果，求得样品去除颗粒物（14.6nm、51.4nm 和 101.8nm）的净化效率；

According to the test results, calculate the fractional efficiency of particulate matter (14.6nm, 51.4nm and 101.8nm) for the sample;

6）颗粒物净化效率计算公式：

Calculation formula for fractional efficiency of particulate matter:

$$\eta' = \frac{c_0' - c_t'}{c_0'}$$

式中，

In the formula,

η'——样品颗粒物净化效率，%；

Fractional efficiency of particulate matter for the sample, %;

c_0'——t=0 时，室内未开启样品时，颗粒物初始浓度，个/L；

The initial concentration of required particle size at the very beginning, P /L;

c_t'——在时间为 t，室内开启样品时，颗粒物浓度，个/L。

The concentration of required particle size when the sample operates for t minutes.

本页以下空白。

Below is blank in this page.

样品编号 Sample No.	2019A-0076

检 验 结 果
Test Results

序号 No.	检验项目 Tested Items	时间点 (min) Time	粒子浓度(P/L) Particle Concentration			自衰减率(%) Natural Decay Efficiency		
			14.6nm	51.4nm	101.8nm	14.6nm	51.4nm	101.8nm
1	自衰减率 Natural Decay Efficiency	0	111358	26927	802764	/	/	/
		2	108366	25339	723550	2.7	5.9	9.9
		4	106596	22951	702024	4.3	14.8	12.5
		6	96484	22488	696734	13.4	16.5	13.2
		8	93039	22322	668822	16.5	17.1	16.7
		10	92775	21911	655225	16.7	18.6	18.4
		12	92191	20705	652222	17.2	23.1	18.8
		14	91269	19551	650795	18.0	27.4	18.9
		16	90479	18836	635569	18.7	30.0	20.8
		18	90084	18071	633928	19.1	32.9	21.0
		20	89594	17688	627339	19.5	34.3	21.9
		22	88783	16780	613875	20.3	37.7	23.5
		24	88483	16426	607535	20.5	39.0	24.3
		26	87408	16043	603505	21.5	40.4	24.8
		28	86449	15357	576687	22.4	43.0	28.2
		30	86260	14780	574347	22.5	45.1	28.5
		32	86260	14203	562631	22.5	47.3	29.9
		34	84000	13849	553042	24.6	48.6	31.1
		36	82004	13575	547609	26.4	49.6	31.8
		38	81514	13078	545694	26.8	51.4	32.0
		40	80819	12067	538623	27.4	55.2	32.9
		42	80366	12067	535459	27.8	55.2	33.3
		44	79860	11952	532346	28.3	55.6	33.7
		46	79518	11735	529181	28.6	56.4	34.1
		48	78107	11381	513822	29.9	57.7	36.0
		50	76263	11049	512173	31.5	59.0	36.2
		52	76110	10941	492883	31.7	59.4	38.6
		54	76073	10558	491797	31.7	60.8	38.7
		56	74999	10529	490900	32.7	60.9	38.8
		58	71817	10421	489650	35.5	61.3	39.0
		60	71817	10284	486227	35.5	61.8	39.4

样品编号 Sample No.	2019A-0076

检 验 结 果
Test Results

序号 No.	检验项目 Tested Items	时间点 (min) Time	粒子浓度(P/L) Particle Concentration			净化效率(%) Fractional Efficiency		
			14.6nm	51.4nm	101.8nm	14.6nm	51.4nm	101.8nm
1	颗粒物净化效率 Particulate Matter Fractional Efficiency	0	120849	717292	1121290	/	/	/
		2	68879	608422	986127	43.0	15.2	12.1
		4	53045	409010	752463	56.1	43.0	32.9
		6	28227	258881	507390	76.6	63.9	54.7
		8	27115	204344	301436	77.6	71.5	73.1
		10	24856	127577	246337	79.4	82.2	78.0
		12	21448	85601	183448	82.3	88.1	83.6
		14	13558	71159	112507	88.8	90.1	90.0
		16	11261	42473	87618	90.7	94.1	92.2
		18	6779	41210	71550	94.4	94.3	93.6
		20	6779	19334	42280	94.4	97.3	96.2
		22	4519	18454	25573	96.3	97.4	97.7
		24	2260	13821	19736	98.1	98.1	98.2
		26	2260	9433	18758	98.1	98.7	98.3
		28	2260	8798	11083	98.1	98.8	99.0
		30	未检出 Not detected	5593	9480	>99.9	99.2	99.2
		32	未检出 Not detected	5485	4839	>99.9	99.2	99.6
		34	未检出 Not detected	2742	4398	>99.9	99.6	99.6
		36	未检出 Not detected	2468	3848	>99.9	99.7	99.7
		38	未检出 Not detected	2057	3848	>99.9	99.7	99.7
		40	未检出 Not detected	1371	2870	>99.9	99.8	99.7
		42	未检出 Not detected	1371	2870	>99.9	99.8	99.7
		44	未检出 Not detected	1371	2694	>99.9	99.8	99.8
		46	未检出 Not detected	686	2199	>99.9	99.9	99.8
		48	未检出 Not detected	686	1649	>99.9	99.9	99.9
		50	未检出 Not detected	686	1473	>99.9	99.9	99.9

样品编号 Sample No.	2019A-0076

检 验 结 果
Test Results

序号 No.	检验项目 Tested Items	时间点 (min) Time	粒子浓度(P/L) Particle Concentration			净化效率(%) Fractional Efficiency		
			14.6nm	51.4nm	101.8nm	14.6nm	51.4nm	101.8nm
1	颗粒物净化效率 Particulate Matter Fractional Efficiency	52	未检出 Not detected	686	1221	>99.9	99.9	99.9
		54	未检出 Not detected	686	1099	>99.9	99.9	99.9
		56	未检出 Not detected	686	923	>99.9	99.9	99.9
		58	未检出 Not detected	686	122	>99.9	99.9	>99.9
		60	未检出 Not detected	411	未检出 Not detected	>99.9	99.9	>99.9

检验说明：

Test instructions :

1. 环境测试舱环境条件：

   The air in the environmental test chamber comply with the following requirements:

   温度：23℃-27℃；相对湿度：40%-60%。

   Temperature: 23℃-27℃; Relative humidity: 40%-60%.

2. 测试样品工作状态：最高档。

   Working state of the sample: high grade.

3. 输入功率：24.8W。

   Input power: 24.8W.

本页以下空白。

Below is blank in this page.

样品编号 Sample No.	2019A-0076
样 品 描 述 Sample Description	
样品名称 Name of Sample	空气净化器 air purifier
规格型号 Specification Mode	KJ200F-X3(equivalent)
生产单位 Manufacturer	苏州贝昂科技有限公司 Beiang Air Tech Ltd.
外形尺寸（mm） Dimension	520×260×260
输入电压（V/Hz） Input Voltage	/
输入功率（W） Input Power	/
额定风量（m^3/h） Rated Air Flow	/
出厂编号 Production No.	/
生产日期 Date of Manufacture	/

备 注：以下为样品照片。

Note: The photos of the sample are shown below.



样品
Sample



内部配件
The internal parts

本页以下空白。

Below is blank in this page.

CMA 170010110145

CNAS 中国认可 国际互认 检测 TESTING CNAS L0793

Test Report

产品名称： Air Cleaner

检验类别： 委托检验

受检单位： ——

委托单位： [redacted]

中国家用电器检测所

中国家用电器检测所

检　验　报　告

产品名称	Air Cleaner	型号规格	KJ200F-X3(equivalent)　27W
商　　标	[redacted]	样品数量	1 台
抽样地点	——	样品等级	——
抽样基数	——	检验类别	委托检验
样品来源	送样	样品编号	1900-33805-1
生产单位名称	安徽贝昂科技有限公司	生产单位地址	——
受检单位名称	Anhui BeiAng Air Tech Ltd.	受检单位地址	——
委托单位名称	[redacted]	委托单位地址	——
检验依据	GB/T 18801-2015《空气净化器》		

检验结论：

受[redacted]委托，对安徽贝昂科技有限公司生产的“[redacted]牌[redacted]型空气清净机进行臭氧洁净空气量项目的检验。

所检项目的检验结果仅提供数据。

（以下空白）

（本报告中委托方对样品和相关资料的真实性负责，检测机构仅对检验数据的准确性负责。）

签发日期：2020 年 01 月 10 日

主检：刘紫瑶　　审核：张晓　　批准：[illegible]

说 明 或 照 片

样品的照片（样品的标志、总体外观、受控零部件等照片）：



KJ200F-X3(equivalent)



KJ200F-X3(equivalent)

说 明 或 照 片

样品的照片（样品的标志、总体外观、受控零部件等照片）：



KJ200F-X3(equivalent)



KJ200F-X3(equivalent)

GB/T 18801-2015									
条款	试验项目及试验要求					测试结果-说明			判定
	试验项目			单位	限定值	标称值	test result	等级	
5.1	有害物质释放量	臭氧浓度（24h）		%	≤5×10^{-6}		—		—
		臭氧浓度（出风口 5cm 处）		mg/m^3	≤0.10		—		—
		紫外线强度（装置周边 30cm 处）		μW/cm^2	≤5		—		—
		TVOC 浓度（出风口 20cm 处）		mg/m^3	≤0.15		—		—
		PM$_{10}$ 浓度（出风口 20cm 处）		mg/m^3	≤0.07		—		—
5.2	待机功率			W	≤2.0	—	—		—
5.3	Clean Air Delivery Rate CADR	颗粒物		m^3/h	≥标称值的 90%	—	—		—
		甲醛				—	—		—
		Ozone				—	48.3		—
5.4	累积净化量 CCM	颗粒物		mg	≥3000	—	—	—	—
				—	与标称区间一致	—			—
		甲醛		mg	≥300	—	—	—	—
				—	与标称区间一致	—			—
5.5	净化能效	颗粒物		m^3/(h·W)	≥标称值的 90%	—	—	—	—
					≥2.00				—
		甲醛		m^3/(h·W)	≥标称值的 90%	—	—	—	—
					≥0.50				—
5.6	噪声			dB(A)	见检验说明表 3	—	—		—
					与标称值的差≤3				—
5.7	微生物去除	抗菌率	大肠埃希氏菌	%	≥90%		—		—
			金黄色葡萄球菌				—		—
		防霉等级		—	1 级或 0 级		—		—
		除菌率	白色葡萄球菌	%	≥50%		—		—
			大肠埃希氏菌		≥50%		—		—
附录 F	适用面积（颗粒物）			m^2		—	—		

报告编号	J1910WT8888-04133
总页数	共 8 页

CMA 170009012246

中国认可
国际互认
检测
TESTING
CNAS L0462

Test Report

产品名称：Air Purifier

型号规格：[redacted]

检测类别：委 托 检 测

manufacturer : Auhui BeiAng Air Tech Ltd.

委 托 方：[redacted]

中 国 赛 宝 实 验 室

CEPREI 工业和信息化部电子第五研究所

中 国 赛 宝 实 验 室
工业和信息化部电子第五研究所
检 测 报 告

报告编号：J1910WT8888-04133

产品名称	Air Purifier	样品型号	KJ200F-X3(equivalent)
		商　　标	[illegible]
manufacturer	Anhui BeiAng Air Tech Ltd.	检测类别	委托检测
生产企业地址	安徽芜湖三山区峨溪路 15 号	检测地点	见第 4 页
委 托 方	[illegible]		
委托方地址	[illegible]		
样品数量	1 台	收样日期	2019 年 9 月 29 日
送 样 者	委托方	检测日期	2019 年 10 月 14 日 至 2019 年 10 月 25 日
检测环境	温度：（25±2）℃　相对湿度：（50±10）%　气压：（86-106）kPa		
检测项目	见第 5-6 页。		
检测依据	1. GB/T 18801-2015 空气净化器		
Result	Cumulate Clean Mass (CCM particle) >12000mg, P4 Level, Formaldehyde Clean Air Delivery Rate (CADR formaldehyde) is 41.8m³/h. （检验检测专用章） 报告发布日期：2019 年 10 月 25 日		
说　明	/		

主检：吴上泉　　审核：梁伟芳　　批准：陈雪

日期：2019.10.25　　日期：2019.10.25　　日期：2019.10.25

超微量工業安全實驗室
Ultra Trace Industrial Safety Hygiene

測 試 報 告

報告編號： US/2019/A0055A-01 日期： 2019年10月24日

test result :

control group

test item	time(hour)	concentration(ppmv)	natural decay rate(%)
formaldehyde	0	10.0	-
	1	10.0	0.00%

detection limit : 0.100ppmv

test group

test item	time(hour)	concentration(ppmv)	removal rate(%)
formaldehyde	0	10.0	-
	1	<0.100	>99.0%

detection limit : 0.100ppmv

備註：1. 測試報告僅就委託者之委託事項提供測試結果，不對產品合法性做判斷。
2. 本報告不得分離，分離使用無效。
3. 若該測試項目屬於定量分析則以「定量極限」表示；若該測試項目屬於定性分析則以「偵測極限」表示。
4. 低於定量極限之測定值以 "N.D." 表示；低於偵測極限之測定值以" 陰性 " 表示。
5. 加發報告(測項分列，2019/10/24)。

-END-

This document is issued by the Company subject to its General Conditions of Service printed overleaf, available on request or accessible at http://www.sgs.com/en/Terms-and-Conditions.aspx and, for electronic format documents, subject to Terms and Conditions for Electronic Documents at http://www.sgs.com/en/Terms-and-Conditions/Terms-e-Document.aspx. Attention is drawn to the limitation of liability, indemnification and jurisdiction issues defined therein. Any holder of this document is advised that information contained hereon reflects the Company's findings at the time of its intervention only and within the limits of Client's instructions, if any. The Company's sole responsibility is to its Client and this document does not exonerate parties to a transaction from exercising all their rights and obligations under the transaction documents. This document cannot be reproduced except in full, without prior written approval of the Company. Any unauthorized alteration, forgery or falsification of the content or appearance of this document is unlawful and offenders may be prosecuted to the fullest extent of the law. Unless otherwise stated the results shown in this test report refer only to the sample(s) tested.

超微量工業安全實驗室
Ultra Trace Industrial Safety Hygiene

測 試 報 告

報告編號： US/2019/A0304 日期： 2019年10月25日

test result :

control group

item	time(hour)	concentration(ppmv)	natural decay rate(%)
TVOCs	0	10.000	-
	1	9.95	0.50%
	2	9.89	1.14%
	3	9.85	1.50%
	4	9.80	2.00%

detection limit : 0.005ppmv

test group

item	time(hour)	concentration(ppmv)	removal rate(%)
TVOCs	0	10.0000	-
	1	0.298	97.0%
	2	0.288	97.1%
	3	0.200	98.0%
	4	0.157	98.4%

detection limit : 0.005ppmv

備註：1. 測試報告僅就委託者之委託事項提供測試結果，不對產品合法性做判斷。
2. 本報告不得分離，分離使用無效。
3. 若該測試項目屬於定量分析則以「定量極限」表示；若該測試項目屬於定性分析則以「偵測極限」表示。
4. 低於定量極限之測定值以 "N.D." 表示；低於偵測極限之測定值以" 陰性 " 表示。

-END-

This document is issued by the Company subject to its General Conditions of Service printed overleaf, available on request or accessible at http://www.sgs.com/en/Terms-and-Conditions.aspx and, for electronic format documents, subject to Terms and Conditions for Electronic Documents at http://www.sgs.com/en/Terms-and-Conditions/Terms-e-Document.aspx. Attention is drawn to the limitation of liability, indemnification and jurisdiction issues defined therein. Any holder of this document is advised that information contained hereon reflects the Company's findings at the time of its intervention only and within the limits of Client's instructions, if any. The Company's sole responsibility is to its Client and this document does not exonerate parties to a transaction from exercising all their rights and obligations under the transaction documents. This document cannot be reproduced except in full, without prior written approval of the Company. Any unauthorized alteration, forgery or falsification of the content or appearance of this document is unlawful and offenders may be prosecuted to the fullest extent of the law. Unless otherwise stated the results shown in this test report refer only to the sample(s) tested.

* 照片中如有箭頭標示，則表示為實際檢測之樣品/部位. *

KJ200F-X3(equivalent)



** 報告結尾 **

此報告是本公司依照背面所印之通用服務條款所簽發，此條款可在本公司網站 https://www.sgs.com/en/Terms-and-Conditions.aspx 閱覽，凡電子文件之格式依 https://www.sgs.com/en/terms-and-conditions/terms-e-document 之電子文件期限與條件處理。請注意條款有關於責任、賠償之限制及管轄權的約定。任何持有此文件者，請注意本公司製作之結果報告書將僅反映執行時所紀錄且於接受指示範圍內之事實。本公司僅對客戶負責，此文件不妨礙當事人在交易上權利之行使或義務之免除。未經本公司事先書面同意，此報告不可部份複製。任何未經授權的變更、偽造、或曲解本報告所顯示之內容，皆為不合法，違犯者可能遭受法律上最嚴厲之追訴。除非另有說明，此報告結果僅對測試之樣品負責。

test result

測試部位 No. 1 : Air Cleaner KJ200F-X3 (equivalent)

測試目的: 效能測試

測試方法:實驗組：將受測產品架設於2.9m×1.4m×1.9m之密閉測試空間中，注入固定濃度之粉塵並均勻混合後，
以監測器連續監測開機1小時後之空氣中小於2.5μm之微粒濃度變化。
對照組：與實驗組相同之執行方式，惟獨不開啟受測產品。
比較實驗組與對照組，以了解受測產品對空氣中粉塵之清淨能力。

測試結果：

item	unit	control group	test group	removal rate(%)
PM2.5 particle	$\mu g/m^3$	1133	<1	>99.9

測試目的: 效能測試

測試方法:實驗組：將受測產品架設於2.9m×1.4m×1.9m之密閉測試空間中，測量開機運轉1小時後之空氣中細菌濃度。
對照組：與實驗組相同之執行方式，惟獨不開啟受測產品。比較實驗組與對照組，
以了解受測產品對空氣中細菌之抑菌效果。

測試結果：

item	unit	control group	test group	removal rate(%)
bacteria concentration	CFU/m^3	4146	<6	>99.9

此報告是本公司依照背面所印之通用服務條款所簽發，此條款可在本公司網站 https://www.sgs.com/en/Terms-and-Conditions.aspx 閱覽，凡電子文件之格式依 https://www.sgs.com/en/terms-and-conditions/terms-e-document 之電子文件期限與條件處理。請注意條款有關於責任、賠償之限制及管轄權的約定。任何持有此文件者，請注意本公司製作之結果報告書將僅反映執行時所紀錄且於接受指示範圍內之事實。本公司僅對客戶負責，此文件不妨礙當事人在交易上權利之行使或義務之免除。未經本公司事先書面同意，此報告不可部份複製。任何未經授權的變更、偽造、或曲解本報告所顯示之內容，皆為不合法，違犯者可能遭受法律上最嚴厲之追訴。除非另有說明，此報告結果僅對測試之樣品負責。

test result

測試部位 No. 1　:　Air Cleaner KJ200F-X3 (equivalent)

item	unit	test method	MDL	result No. 1
Ozone(O_3)	ppm	參考 IEC60335-2-65方法檢測.	0.0001	0.0021

備註：

1. mg/kg = ppm；0.1wt% = 1000ppm
2. MDL = Method Detection Limit / 方法偵測極限值

less than standard value 0.05PPM

此報告是本公司依照背面所印之通用服務條款所簽發，此條款可在本公司網站 https://www.sgs.com/en/Terms-and-Conditions.aspx 閱覽，凡電子文件之格式依 https://www.sgs.com/en/terms-and-conditions/terms-e-document 之電子文件期限與條件處理。請注意條款有關於責任、賠償之限制及管轄權的約定。任何持有此文件者，請注意本公司製作之結果報告書將僅反映執行時所記錄且於接受指示範圍內之事實。本公司僅對客戶負責，此文件不妨礙當事人在交易上權利之行使或義務之免除。未經本公司事先書面同意，此報告不可部份複製。任何未經授權的變更、偽造、或曲解本報告所顯示之內容，皆為不合法，違犯者可能遭受法律上最嚴厲之追訴。除非另有說明，此報告結果僅對測試之樣品負責。

RESULTS

1. Results of $PM_{2.5}$ Concentration Monitored in Clean Air Delivery Rate (CADR) Test

Table 1 Results of $PM_{2.5}$ Concentration Monitored in Clean Air Delivery Rate (CADR) Test

Time, Minute	$PM_{2.5}$-Natural Decay unit: count/m^3	$PM_{2.5}$- [redacted] Air Purifier Model KJ200F-X3(equivalent), unit: count/m^3	Apparent Removal
0	1611761	1760436	0.0%
1	1537601	1338426	24.0%
2	1304524	954202	45.8%
3	1166797	734898	58.3%
4	1016003	551615	68.7%
5	884279	396231	77.5%
6	773038	311122	82.3%
7	705587	225308	87.2%
8	656146	176926	89.9%
9	556912	145850	91.7%
10	502881	105591	94.0%
11	485930	96056	94.5%
12	423776	73808	95.8%
13	409297	46615	97.4%
14	378220	39199	97.8%
15	347496	30724	98.3%

2. Calculation of Clean Air Delivery Rate (CADR) in term of $PM_{2.5}$ removal

The calculation of Clean Air Delivery Rate (CADR) in terms of $PM_{2.5}$ removal is referring to AHAM AC-1-2015 Method for Measuring Performance of Portable Household Electric Room Air Cleaners. Detail calculation steps are listed in Annex C. The result of Clean Air Delivery Rate (CADR) of [redacted] Air Purifier Model KJ200F-X3(equivalent) Model in term of $PM_{2.5}$ removal is expressed as follows.

$CADR_{PM2.5}$ of [redacted] Air Purifier Model KJ200F-X3(equivalent) = **3.89** m^3/Minute = **233** m^3/hour Or

$CADR_{PM2.5}$ of [redacted] Air Purifier Model KJ200F-X3(equivalent) = **137** Cubic Feet/Minute (CFM)

MS YEW MUN GEOK
TECHNICAL EXECUTIVE
ELEMENTAL ANALYSIS

DR YANG LEI
EXECUTIVE CONSULTANT
ELEMENTAL ANALYSIS
CHEMICAL CENTRE

PSB Singapore

RESULTS

Table 1 Results of ozone concentration at outlet of [redacted] Air Purifier Model KJ200F-X3(equivalent), unit: ppm

Time, Minute	Ozone level without [redacted] Air Purifier Model KJ200F-X3 (equivalent) in operation	Ozone level with [redacted] Air Purifier Model KJ200F-X3(equivalent) in operation at maximum fan speed
0	< 0.01	< 0.01
1	< 0.01	< 0.01
2	< 0.01	< 0.01
3	< 0.01	< 0.01
4	< 0.01	< 0.01
5	< 0.01	< 0.01
6	< 0.01	< 0.01
7	< 0.01	< 0.01
8	< 0.01	< 0.01
9	< 0.01	< 0.01
10	< 0.01	< 0.01
11	< 0.01	< 0.01
12	< 0.01	< 0.01
13	< 0.01	< 0.01
14	< 0.01	< 0.01
15	< 0.01	< 0.01
16	< 0.01	< 0.01
17	< 0.01	< 0.01
18	< 0.01	< 0.01
19	< 0.01	< 0.01
20	< 0.01	< 0.01
21	< 0.01	< 0.01
22	< 0.01	< 0.01
23	< 0.01	< 0.01
24	< 0.01	< 0.01
25	< 0.01	< 0.01
26	< 0.01	< 0.01
27	< 0.01	< 0.01
28	< 0.01	< 0.01
29	< 0.01	< 0.01
30	< 0.01	< 0.01

The allowable limit of zone concentration is no more than 0.05 ppm in NEA "Guidelines for Good Indoor Air Quality in Office Premises"

CONCLUSION

The maximum Ozone concentration in test chamber is less than 0.01 ppm in 30 minutes' operation of [redacted] Air Purifier Model KJ200F-X3(equivalent) under highest fan speed. The ozone emission monitored in the test is within the allowable limit of no more than 0.05 ppm in Singapore National Environment Agency (NEA) "Guidelines for Good Indoor Air Quality in Office Premises".

MS YEW MUN GEOK
TECHNICAL EXECUTIVE
ELEMENTAL ANALYSIS

DR YANG LEI
EXECUTIVE CONSULTANT
ELEMENTAL ANALYSIS
CHEMICAL CENTRE

AUTHORIZATION TO MARK

This authorizes the application of the Certification Mark(s) shown below to the models described in the Product(s) Covered section when made in accordance with the conditions set forth in the Certification Agreement and Listing Report. This authorization also applies to multiple listee model(s) identified on the correlation page of the Listing Report.

This document is the property of Intertek Testing Services and is not transferable. The certification mark(s) may be applied only at the location of the Party Authorized To Apply Mark.

Applicant:	Silicon Valley Air Expert	**Manufacturer:**	Anhui BeiAng Air Tech Ltd.
Address:	2051 Junction Avenue, San Jose, CA 95164	**Address:**	No.15, Exi Rd., San Shan District, Wuhu, Anhui Province
Country:	USA	**Country:**	China
Contact:	Yan Zhang	**Contact:**	Wang Bo
Phone:	408-912-1798	**Phone:**	0086-0512-62930372
FAX:	NA	**FAX:**	NA
Email:	yan@beiangtech.com	**Email:**	gwang@beiangtech.com

Party Authorized To Apply Mark: Same as Manufacturer
Report Issuing Office: Intertek Testing Services Shanghai

Control Number: *5011468* **Authorized by:** _____

for L. Matthew Snyder, Certification Manager

This document supersedes all previous Authorizations to Mark for the noted Report Number.

This Authorization to Mark is for the exclusive use of Intertek's Client and is provided pursuant to the Certification agreement between Intertek and its Client. Intertek's responsibility and liability are limited to the terms and conditions of the agreement. Intertek assumes no liability to any party, other than to the Client in accordance with the agreement, for any loss, expense or damage occasioned by the use of this Authorization to Mark. Only the Client is authorized to permit copying or distribution of this Authorization to Mark and then only in its entirety. Use of Intertek's Certification mark is restricted to the conditions laid out in the agreement and in this Authorization to Mark. Any further use of the Intertek name for the sale or advertisement of the tested material, product or service must first be approved in writing by Intertek. Initial Factory Assessments and Follow up Services are for the purpose of assuring appropriate usage of the Certification mark in accordance with the agreement, they are not for the purposes of production quality control and do not relieve the Client of their obligations in this respect.

Intertek Testing Services NA Inc.
545 East Algonquin Road, Arlington Heights, IL 60005
Telephone 800-345-3851 or 847-439-5667 Fax 312-283-1672

Standard(s):	Electrostatic Air Cleaners [UL 867:2011 Ed.5+R:07Aug2018] Electrostatic Air Cleaners [CSA C22.2#187:2015 Ed.4]
Product:	Air Purifier
Brand Name:	Airdog
Models:	KJ200F-X3

September 23, 2020

Zhang Yan
Silicon Valley Air Expert
2051 Junction Avenue
San Jose, California 95131

Dear Mr. Yan:

Thank you for submitting application number 2710 for certification of your indoor air cleaning device by the California Air Resources Board (CARB). CARB staff have reviewed the submitted application for completeness and concluded that the application is complete. CARB staff have also determined that your device, Airdog brand, model Air Purifier, model number KJ200F-X3, complies with the State of California's testing, electrical safety, and ozone requirements specified in Title 17, California Code of Regulations, subchapter 8.7 "Indoor Air Cleaning Devices" (air cleaner regulation).

As part of the regulation, CARB issues Executive Orders for all devices that have been certified as meeting the requirements of the regulation. The enclosed Executive Order, number G-20-207, is a legal document that states that the indoor air cleaning device listed has completed the certification process required by the State of California.

Although your air cleaner has been certified by CARB, several further steps are required in order to ensure that it complies fully with the air cleaner regulation. The unit is required to display a label printed on the package that indicates CARB certification. The labeling requirements are found in Sections 94801(a)(16) and 94806 of the Final Regulation Order (at www.arb.ca.gov/research/indoor/aircleaners/air-cleaner-regulation.pdf). Please note that these include specifications regarding the size, content, and placement of the label indicating the device's compliance with the regulation on the device's packaging.

In addition to the package labeling requirements, the air cleaner must also carry the mark of the testing organization, per Section 94806(d) of the regulation. Also, please review the record keeping requirements regarding production, quality control, sales, and testing records, which are specified in Section 94808 of the regulation; such records must be retained for at least three years.

Finally, all manufacturers of air cleaning devices manufactured, sold, or distributed in California are required to submit documentation that they have notified their distributors, retailers, and sellers about this regulation and have provided a copy of the regulation to them. If your company has not yet complied with this requirement, please do so immediately. The notification requirement may be found in Section 94807 of the regulation located at www.arb.ca.gov/research/indoor/aircleaners/air-cleaner-

regulation.pdf. Instructions for meeting this requirement are available at www.arb.ca.gov/research/indoor/aircleaners/manufacturers.htm.

Please note that we have an email address that we ask you to use for submittal of all new applications, requests for application numbers, and any general questions you may have about the regulation. The email address is aircleaners@arb.ca.gov. Note that you will normally receive confirmation that we have received your application or request within 1-2 business days of receipt. If you have not received an email from us confirming receipt of your request within 5 days of submittal, please contact us directly.

For questions regarding the regulation, please view CARB's responses to frequently asked questions (FAQ), available at www.arb.ca.gov/research/indoor/aircleaners/faq.pdf. If your question is not answered in the FAQ, or you have questions regarding this application, Executive Order, or testing and certification in the future, please contact Julia Gress at Julia.Gress@arb.ca.gov or (916) 324-9233. For any general questions, you may also contact me directly at Bonnie.Holmes-Gen@arb.ca.gov or (916) 327-8225.

Sincerely,

Bonnie Holmes-Gen
Chief, Health & Exposure Assessment Branch

Enclosure

cc: Zhang Yan (by email)
Silicon Valley Air Expert
yan@beiangtech.com

Julia Gress
Research Division

State of California
AIR RESOURCES BOARD

EXECUTIVE ORDER G-20-207

Relating to Certification of Indoor Air Cleaning Devices

Silicon Valley Air Expert

Brand: Airdog
Model: KJ200F-X3

WHEREAS, the California Air Resources Board (CARB) was given authority under California Health and Safety Code (HSC) sections 41985 and 41986 to develop and adopt regulations to protect public health from ozone emitted by indoor air cleaning devices used in occupied spaces;

WHEREAS, sections 41986(b)(2) and 41986(b)(3) of the HSC require CARB to include in its regulation testing and certification procedures that enable the Board to verify that an indoor air cleaning device meets the applicable emission concentration standard;

WHEREAS, CARB adopted sections 94800 through 94810, title 17, California Code of Regulations (CCR) on September 27, 2007 which include testing and certification requirements and specify the necessary information required in any application for certification;

WHEREAS, CARB has specified in CCR section 94805 that all indoor air cleaning devices, unless exempted, must be tested following ANSI/UL Standard 867, or ANSI/UL Standard 507 for mechanical filtration devices, to assure that the ozone emission concentration limit of 0.050 ppm and the electrical safety requirements have been met;

WHEREAS, Silicon Valley Air Expert has submitted an application for certification of the following Airdog brand indoor air cleaning device: Model XJ200F-X3;

WHEREAS, Silicon Valley Air Expert has submitted the required documentation of testing results from a Nationally Recognized Testing Laboratory as required in CCR section 94804;

WHEREAS, the Silicon Valley Air Expert application for certification of its air cleaning device has been evaluated, and its air cleaner has been found to comply with the criteria for issuance of an executive order;

NOW THEREFORE, pursuant to the authority vested in CARB by sections 39600 and 39601 of the HSC, and pursuant to the authority vested in the undersigned by sections 39515 and 39516 of the HSC;

IT IS ORDERED AND RESOLVED that the indoor air cleaner produced by Silicon Valley Air Expert as described in its application for certification of said device is hereby certified as meeting the performance standards applicable to indoor air cleaning devices.

IT IS FURTHER ORDERED that Silicon Valley Air Expert must comply with the additional requirements specified in title 17, CCR sections 94806, 94807 and 94808 regarding labeling; noticing distributors, retailers and sellers; and recordkeeping, respectively;

IT IS FURTHER ORDERED that any alteration of the components or design of the certified indoor air cleaning model is prohibited and is inconsistent with this certification, unless said alteration has been approved by the Executive Officer or his designee;

IT IS FURTHER ORDERED that pursuant to CCR section 94809, if the Executive Officer determines a violation has occurred, he or she may order that the product involved in or affected by the violation be recalled and replaced with a complying product. He or she may also assess penalties authorized by law, or revoke or modify this certification as provided in CCR section 94804(f).

Executed at Sacramento, California this 23rd day of September 2020.

Bonnie Holmes-Gen (Electronically Signed 9/23//2020)

Bonnie Holmes-Gen
Chief, Health & Exposure Assessment Branch

cc: Richard W. Corey
Executive Officer

intertek
Total Quality. Assured.

Silicon Valley Air Expert Inc.

OZONE TEST REPORT

SCOPE OF WORK
Ozone Emissions Testing of Air Cleaner for Model: KJ200F-X3

REPORT NUMBER
191223007GZU -001

ISSUE DATE
29-Apr-2020

PAGES
13

QUOTE NUMBER
QGZ191217095

DOCUMENT CONTROL NUMBER
GFT-OP-10o (16-Oct-2017)
© 2020 INTERTEK



Block E, No,7-2 Guang Dong Software Science Park, Caipin Road, Guangzhou Science City, GETDD Guangzhou, China

Telephone: +86 20 82139688
www.intertek.com

SILICON VALLEY AIR EXPERT INC.
Report No.: 191223007GZU-001
Date: Apr. 29, 2020

Contact Name: Yan Zhang
Address: 2051 Junction Ave #212, San Jose, CA 95131, USA
Phone: 408-912-1798
Email: info@airdogusa.com

SECTION 1

SUMMARY

The representative sample(s) have been tested, investigated, and found to comply with the requirements of standards:

Electrostatic Air Cleaners, UL 867, ***Section 40***, *Fifth Edition, August 4, 2011 revision: AUGUST 7, 2018.*

Electrostatic Air Cleaners, [CSA C22.2#187:2015 Ed.4+U1], ***Section 7.4***

The equipment identified in this report has been found to meet the criteria for emittance of ozone not exceeding a concentration of 0.050 ppm. Furthermore, a second sample was not required to be tested, according to UL 867, as the first sample's maximum emissions were less than 0.030 ppm, which satisfies item a) in the Section 40.1.1.

This report completes our evaluation covered by Intertek Project Number 191223007GZU which has been authorized by Intertek quote number: QGZ191217095. If there are any questions regarding the results contained in this report, or any of the other services offered by Intertek, please do not hesitate to contact the above signed.

OZONE EMISSIONS SUMMARY			
FAN SPEED	FILTER(S)	03/VOLTAGE SETTING	$C(t)_{max}$ [ppm]
L4	All	-	0.007
Sleep	All	-	0.009
Sleep	ESP	-	0.017
The maximum Time-Weighted-Average: 0.015 ppmv			

Completed by:	Sylvia Xu/Sunny Zhou	Reviewed by:	Jacob Langenbacher
Title:	Engineer/Assistant Technical Manager	Title:	Engineer
Signature:	Sylvia Xu. / Sunny Zhou	Signature	Jacob Langenbacher
Date	Apr. 26, 2020	Date:	Apr. 29, 2020

This report is for the exclusive use of Intertek's Client and is provided pursuant to the agreement between Intertek and its Client. Intertek's responsibility and liability are limited to the terms and conditions of the agreement. Intertek assumes no liability to any party, other than to the Client in accordance with the agreement, for any loss, expense or damage occasioned by the use of this report. Only the Client is authorized to permit copying or distribution of this report and then only in its entirety. Any use of the Intertek name or one of its marks for the sale or advertisement of the tested material, product or service must first be approved in writing by Intertek. The observations and test results in this report are relevant only to the sample tested. This report by itself does not imply that the material, product, or service is or has ever been under an Intertek certification program.

SECTION 2

INDEX

Section Names	PAGE
1: Summary/Signatures	2
2: Index/ Chamber Equipment Information	3
3: Unit under test information	4
4: Peak test	5
5: Max Test(s) Information	7
6: Appendices	10
7: Revisions	13

CHAMBER EQUIPMENT INFORMATION

TEST EQUIPMENT LIST

Instrument	Model	Intertek Ctrl #	Cal Due Date
Teledyne – Advanced Pollution Instrumentation Ozone Calibrator	T703	SA054-15	26-Mar-2020
Teledyne – Advanced Pollution Instrumentation Ozone Monitor	T400	SA054-16	*
Teledyne – Advanced Pollution Instrumentation Ozone Monitor	T400	SA054-13	*
Vaisala – Temperature & Humidity Transducer	H2120047	SA054-12	5-Jun-2020
QI XING HUA CHUANG – Mass flowmeter	D07-23FM	SA054-12-03	19-Jul-2020

* The T400 Ozone Monitor is calibrated using the T703 calibrator.

SECTION 3

UNIT UNDER TEST INFORMATION

MODEL INFORMATION			
Manufacturer:	Silicon Valley Air Expert Inc.	Pre-Filter:	Yes
Model Number:	KJ200F-X3	HEPA Filter:	No
Production/Prototype/ Design	Prototype	ESP Filter:	Yes
Fan Speeds:	5	Carbon Filter:	Yes
O3/Voltage Settings:	NA	UV Light:	No
O3 Monitor:	NA	Ionizer:	Yes
Model Notes:	Brand Name: Airdog 5 Fan Speed: Sleep (Lowest), L1, L2, L3, and L4 (Highest). Pre-filter and carbon filter: (This product can work while these filters are removed). ESP filter: (This product cannot work while this filter is removed). Auto mode: (The fan speed of auto mode changes between that of mode L1 and L4). Ionizer is filter type.		

RUN-IN TEST			
FIRST SAMPLE			
Run-in Start:	Jan. 03, 2020 16:30	Run-in End:	Jan. 07, 2020, 15:35
Run-in Temperature:	25±5°C	Tracking Number	S191223007-002
Serial Number:	NA		
Sample Notes:			
SECOND SAMPLE			
Run-in Start:	NA	Run-in End:	NA
Run-in Temperature:	NA	Tracking Number	S191223007-001
Serial Number	NA		
Sample Notes:			

SECTION 4

PEAK OZONE TEST

GRILL AND AIR PERIPHERY DIMENSIONS			
		Date of Test:	Jan. 20, 2020 Jan. 22, 2020 Feb. 11, 2020
Grill:	OD: Ø230mm ID: Ø60mm	Air Periphery:	OD: Ø230mm
Estimated Grill Area:	Approx. 38700.5 mm ^2	Est. Air Periphery Area:	Approx. 41526.5 mm ^2
Notes:	Airflow can be measured at point 9.		

PEAK LOCATION



Loc.	X	Y
-	[mm]	[mm]
1	*74.7*	*0*
2	*52.8*	*52.8*
3	*0*	*74.7*
4	*-52.8*	*52.8*
5	*-74.7*	*0*
6	*-52.8*	*-52.8*
7	*0*	*-74.7*
8	*52.8*	*-52.8*
9	*0*	*0*

* Location measurements are coordinates in reference to the center point.

PEAK OZONE CONCENTRATIONS (ppm)				
Location	*With Filter(s)* (ESP/ Pre-/Carbon filter)		*Without Filter(s) (With ESP)*	
	L4	*Sleep*	*L4*	*Sleep*
1	0.0024	0.0055	-	0.0048
2	0.0025	0.0046	-	0.0056
3	0.0013	0.0027	-	0.0024
4	0.0021	0.0049	-	0.0061
5	0.0022	0.0036	-	0.0048
6	0.0019	0.0046	-	**0.0072**
7	0.0009	0.0030	-	0.0029
8	0.0016	**0.0062**	-	0.0047
9	**0.0026**	0.0051	-	0.0065

Note: Result is minus background.

SECTION 5

MAX OZONE TEST

START DATE OF TEST: 18- Feb -2020
SAMPLE: S191223007-002
FAN SPEED: L4 (Highest)
FILTER(S): Pre-filter, ESP filter and carbon filter installed
Ionizer on

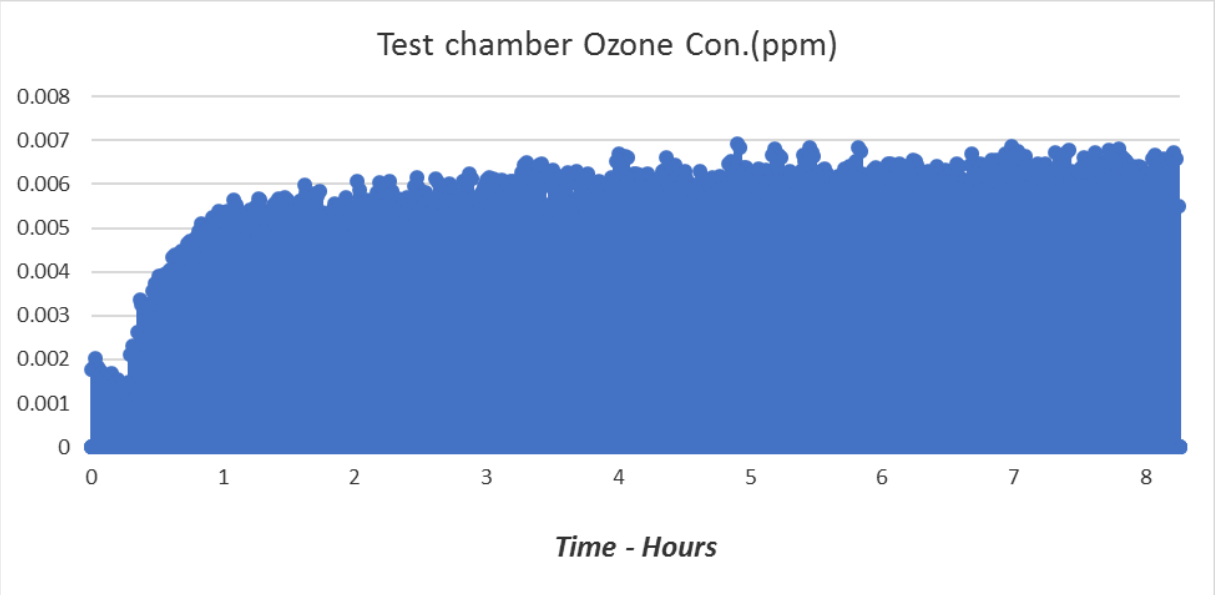

MAXIMUM OZONE TEST RESULTS							
	UL Ref.	**Pass/Fail**	**Mean**	**Min**	**Max**	**Delta**	**Units**
Background C(t) O3:	40.4.3	PASS	0.002	0.001	0.002	0.001	[ppm]
Test 1min C(t) O3:	40.1.2	PASS	0.007	0.001	**0.007**	0.006	[ppm]
Test 5min C(t) O3:	40.1.2	PASS	0.007	0.001	0.007	0.006	[ppm]
Chamber Temperature:	40.4.2	PASS	23.94	23.79	24.06	0.27	[degC]
Chamber Humidity:	40.4.2	PASS	49.77	47.01	50.61	3.61	[%RH]
Chamber Static Pressure:	-	PASS	5.01	2.80	8.40	5.60	[Pa]
Chamber Supply Air Flow:	-	-	34.00	33.93	34.04	0.11	[m3/h]
Required to Test 2nd Sample:	40.1.1	NO					
Test Duration:	40.4.6	8 hours					

NOTES: Peak Test Location 9.
According to a) of 40.4.6, 24 hours testing is not needed.

MAX OZONE TEST

START DATE OF TEST: 20-Feb-2020
SAMPLE: S191223007-002
FAN SPEED: Sleep (Lowest)
FILTER(S): Pre-filter, ESP filter and carbon filter installed
Ionizer on

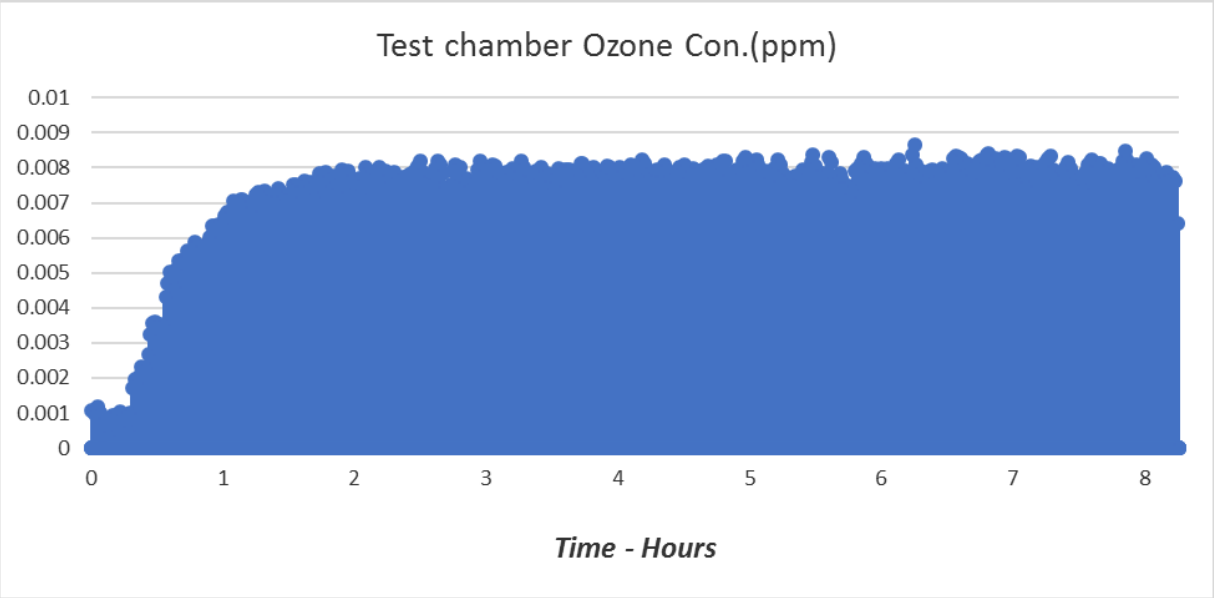

MAXIMUM OZONE TEST RESULTS							
	UL Ref.	**Pass/Fail**	**Mean**	**Min**	**Max**	**Delta**	**Units**
Background C(t) O3:	40.4.3	PASS	0.001	0.001	0.002	0.001	[ppm]
Test 1min C(t) O3:	40.1.2	PASS	0.009	0.000	**0.009**	0.008	[ppm]
Test 5min C(t) O3:	40.1.2	PASS	0.008	0.000	0.009	0.008	[ppm]
Chamber Temperature:	40.4.2	PASS	23.91	23.85	23.97	0.12	[degC]
Chamber Humidity:	40.4.2	PASS	50.78	50.62	50.95	0.34	[%RH]
Chamber Static Pressure:	-	PASS	5.01	2.70	7.70	5.00	[Pa]
Chamber Supply Air Flow:	-	-	34.00	33.94	34.02	0.08	[m3/h]
Required to Test 2nd Sample:	40.1.1	NO					
Test Duration:	40.4.6	8 hours					

NOTES: Peak Test Location 8.
According to a) of 40.4.6, 24 hours testing is not needed.

MAX OZONE TEST

START DATE OF TEST: 17- Feb -2020
SAMPLE: S191223007-002
FAN SPEED: Sleep (Lowest)
FILTER(S): ESP filter installed, Pre-filter and Carbon Filter removed
Ionizer on

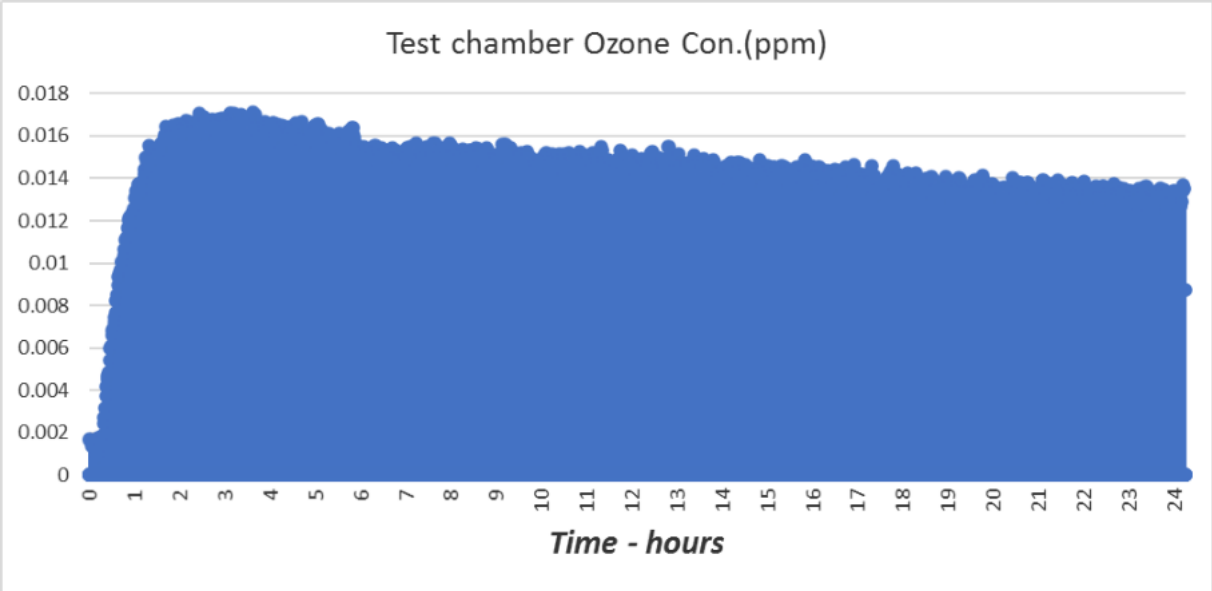

MAXIMUM OZONE TEST RESULTS							
	UL Ref.	**Pass/Fail**	**Mean**	**Min**	**Max**	**Delta**	**Units**
Background C(t) O3:	40.4.3	PASS	0.001	0.001	0.002	0.001	[ppm]
Test 1min C(t) O3:	40.1.2	PASS	0.017	0.001	**0.017**	0.016	[ppm]
Test 5min C(t) O3:	40.1.2	PASS	0.017	0.001	0.017	0.016	[ppm]
Chamber Temperature:	40.4.2	PASS	23.83	23.72	23.95	0.23	[degC]
Chamber Humidity:	40.4.2	PASS	50.37	49.28	50.96	1.68	[%RH]
Chamber Static Pressure:	-	PASS	5.00	2.40	7.00	4.60	[Pa]
Chamber Supply Air Flow:	-	-	34.00	33.93	34.04	0.11	[m3/h]
Required to Test 2nd Sample:	40.1.1	NO					
Test Duration:	40.4.6	24 hours					

NOTES: Peak Test Location 6.
0 to 8-hour Time-Weighted-Average: 0.015ppmv
8 to 16-hour Time-Weighted-Average: 0.015ppmv
16 to 24-hour Time-Weighted-Average: 0.014ppmv

SECTION 6
APPENDIX

DATA FILES

TEST NAME	RAW DATA FILE
Half Life Test	RawData-half life-2020-02-11.xls
Half Life Test	RawData-half life-2020-02-19.xls
Max Ozone: L4 w/ Filter	RawData-Max-Filter-L4.xls
Max Ozone: Sleep w/ Filter	RawData-Max-Filter-Sleep.xls
Max Ozone: Sleep w/o Filter	RawData-Max-wo Filter- Sleep.xls

ATTACHMENT DOCUMENTS

DOCUMENT	SOFT-COPY FILE NAME
ARB Application	ARB Application.pdf
Chain of Custody: Sample 1	COC- S191223007-001&002.pdf
Chain of Custody: Sample 2	COC- S191223007-001&002.pdf

UUT PHOTOGRAPHS



UUT

Nameplate

UUT PHOTOGRAPHS: PEAK TEST



Location 9

L4 w/ FILTER



Location 8

Sleep w/ FILTER



Location 6

Sleep w/o FILTER

UUT PHOTOGRAPHS: MAX OZONE TESTS



Location 9

L4 w/ FILTER



Location 8

Sleep w/ FILTER



Location 6

Sleep w/o FILTER (with ESP)

7.0 REVISION SUMMARY

Date/Proj # Site ID	Project Handler/ Reviewer	Section	Description of Change
			None

ISO9001

QUALITY MANAGEMENT SYSTEM CERTIFICATE

Certificate No.：04621Q15401R3M

We hereby certify that the organization:

BEIANG AIR TECH LTD.

Unified social credit code: 913205946933721487

is in conformity with Quality Management System Standard:

GB/T19001-2016 / ISO9001:2015

The certificate is valid to the following product(s)/service:

Research & Development and Assembling of Air Purifiers; Sales of Home Appliances

Registration Address/ Physical Address: Building 1, No. 175, Songbei Road, Suzhou Industrial Park, Jiangsu Province, P. R. China

Date of Issue：2021-07-22

Date of Expiry：2024-07-21

Date of Initial Issue:2012-08-23

Issued By

中国认可
国际互认
管理体系
MANAGEMENT SYSTEM
CNAS C046-M

Beijing Head International Certification Co.,Ltd. Certificates Appropriation

The effectiveness of the Certificate is subject to QR Code in the lower left corner.
Meanwhile,you can search the CNCA website:www.cnca.gov.cn.
or search the website of certification body:www.hicchina.com.cn,
Note:Certified client shall receive surveillance audit within the validity period, the certificate shall only be valid when used in conjunction with the Notice Letter of Annual Surveillance Certification Decision.Surveillance conclusion notice and audit report can obtain from HIC wedsite:www.hicchina.com.cn.

Beijing Head International Certification Co., Ltd.

Address:Room 701,Building 7,No.19,Beiyuan East Road ,chaoyang District,Beijing.P.R.China(100012)

ISO14001

ENVIRONMENTAL MANAGEMENT SYSTEM CERTIFICATE

Certificate No.：04621E11915R3M

We hereby certify that the organization:

BEIANG AIR TECH LTD.

Unified social credit code: 913205946933721487

is in conformity with Environmental Management System Standard:

GB/T24001-2016 / ISO14001:2015

The certificate is valid to the following product(s)/service:

Research & Development and Assembling of Air Purifiers; Sales of Home Appliances and Related Management Activities

Registration Address/ Physical Address: Building 1, No. 175, Songbei Road, Suzhou Industrial Park, Jiangsu Province, P. R. China

Date of Issue：2021-07-22

Date of Expiry：2024-07-21

Date of Initial Issue:2012-09-20

Issued By

中国认可
国际互认
管理体系
MANAGEMENT SYSTEM
CNAS C046-M

Beijing Head International Certification Co.,Ltd. Certificates Appropriation

The effectiveness of the Certificate is subject to QR Code in the lower left corner.
Meanwhile,you can search the CNCA website:www.cnca.gov.cn.
or search the website of certification body:www.hicchina.com.cn,
Note:Certified client shall receive surveillance audit within the validity period, the certificate shall only be valid when used in conjunction with the Notice Letter of Annual Surveillance Certification Decision.Surveillance conclusion notice and audit report can obtain from HIC wedsite:www.hicchina.com.cn.

Beijing Head International Certification Co., Ltd.

Address:Room 701,Building 7,No.19,Beiyuan East Road ,Chaoyang District,Beijing.P.R.China(100012)



Silicon Valley Air Expert Inc.

support@siliconvalleyairexperts.com

1-800-958-9609, 9am ~ 5pm PST, Weekdays

2051 Junction Avenue, San Jose, CA 95131